



# Caledonian


## NEK606 Water Blocked Offshore & Marine Cables

www.caledonian-cables.com

marketing@caledonian-cables.com

### Fire Resistant Medium Voltage Power Cables

#### Water Blocked P30 RFOU-HCF / TFOU-HCF 6/10(12) kV 1C300



### APPLICATIONS

These cables are partially water blocked, fire resistant, flame retardant, low smoke and halogen free, used for emergency control, power and lighting systems that need to be operational during a 1100°C hydrocarbon fire.

### STANDARDS

IEC 60092-353

IEC 60092-360

IEC 60332-1

IEC 60332-3-22

IEC 60754-1,2

IEC 61034-1,2

NEK 606

VG 95218 part 29

IEC 60331-21

### VOLTAGE RATING

6/10(12) KV

### CABLE CONSTRUCTION

Conductors: Circular tinned annealed stranded copper to IEC 60228 class 2.

Conductor Screen: Semi conducting material.

Insulation: Halogen-free EPR. XLPE can be offered as an option.

Insulation Screen: Semi conducting material and tinned copper wire braid.

Filler: Water blocking fillers, if required.

Bedding: Halogen free compound, PETP wrapping tape will be applied over the bedding, if required.

Armour: Tinned copper wire braid, PETP wrapping tape will be applied over the braiding, if required.

Water Blocking Elements: Water blocking tape and strings for providing longitudinal water tightness.

Inner Sheath: Halogen free thermosetting compound, SHF2, coloured red.



# Caledonian

## NEK606 Water Blocked Offshore & Marine Cables

www.caledonian-cables.com

marketing@caledonian-cables.com

HC-fire protection: Extruded thermoplastic fire protection compound.

Taping: Lapped glass fibre tape.

Outer Sheath 1: Flame retardant halogen-free thermoplastic compound, SHF1, coloured red.

Outer Sheath 2: Polyurethane for providing transversal water tightness, PE is optional, but can not meet low smoke standard.

### COLOUR CODE

P31 RFOU-HCF / TFOU-HCF 8.7/15kV

P32 RFOU-HCF / TFOU-HCF 12/20(24) kV

P33 RFOU-HCF / TFOU-HCF 18/30(36) kV

### PHYSICAL AND THERMAL PROPERTIES

Bending Radius: 20×OD (during installation); 12×OD (fixed installed)

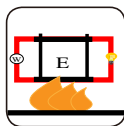
Temperature Range: -20°C ~ +90°C

### TECHNICAL CHARACTERISTICS

Nom. Cross-Section Area	Nom. Conductor Diameter	Maximum Resistance @20°C	Continuous Current Rating @45°C 1 Core	Short Circuit Current 1s
mm <sup>2</sup>	mm	Ohm/km	A	A
300	21.9	0.0607	601	42930

### DIMENSION AND PARAMETERS


No. of Cores × Cross-sectional Area	Nominal Insulation Thickness	Nominal Dia. over Bedding	Diameter Over Inner Sheath	Nom. Overall Diameter	Cable Weight
No.×mm <sup>2</sup>	mm	mm	mm	mm	kg/km
1×300	3.4	35	41.5	77.7±2	9744



Circuit Integrity  
IEC 60331-21



Flame Retardant  
IEC 60332-1



Zero  
Halogen Free  
IEC 60754-1



Low Corrosivity  
IEC 60754-2



Low Smoke Emission  
IEC 61034-2



Reduced Fire Propagation  
IEC 60332-3-22